

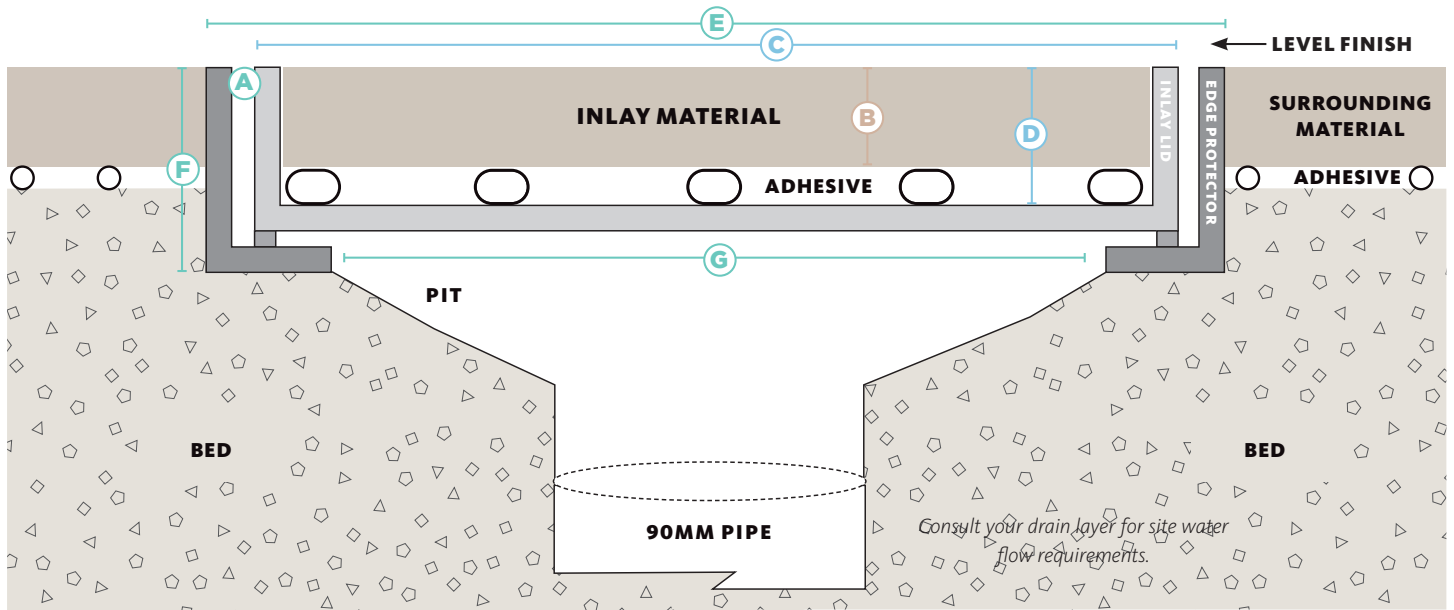
H I D E®

HIDE KIT SERIES

DRAIN COVER



CROSS SECTION VIEW OF COMPLETED DRAIN COVER INSTALL



314mm Drain Cover Kit

HIDE KIT	MATERIAL THICKNESS	INLAY LID		EDGE PROTECTOR FRAME		
PRODUCT ORDER CODE	mm	SIZE	INTERNAL DEPTH	SIZE	EXTERNAL DEPTH	UNDERSIDE OPENING
A	B	C	D	E	F	G
HDC314-10	8-11	300 sq.	12	314 sq.	23	220 sq.
HDC314-20	15-22		23		33	
HDC314-30	25-32		33		43	
HDC314-40	35-42		43		53	

Drain cover concrete wet-pour


HDCON314-40	43	300 sq.	43	314 sq.	53	220 sq.
-------------	----	---------	----	---------	----	---------



Marble & Ceramic Corp



SKIMMER BOX COVERS



CONCRETE WET-POUR



ACCESS COVERS





DRAIN COVERS

HIDE products are recommended for use in pedestrian traffic areas only.



HIDE KIT SERIES

DRAIN COVER



HIDE DRAIN COVER KIT INCLUDES

SAFETY KEY

A 316L marine grade stainless steel tool, to enable the installed HIDE cover to be safely and easily opened and closed.

HEIGHT ADJUSTER

Used only when additional height is required. Provides 2mm extra height if inlay material is not thick enough to achieve a flush finish with the top of the Inlay Cover.

INLAY LID

A 316L marine grade stainless steel tray which holds the inlay (landscape) materials you've chosen, for example, tile, paver, concrete or decking.

EDGE PROTECTOR

A 316L marine grade stainless steel frame inserted into a recess within the landscaped area. It protects the coping/surrounds from chipping/breakage when the Inlay Cover is opened/closed.

ADHESIVE AND DOCUMENTATION

A one-part adhesive specially developed for a long-term fitting of natural stone and porcelain tiles into the HIDE Inlay Series. Documents consist of comprehensive contractor installation instructions, homeowners warranty and manual.

NO ACID / CHEMICAL WASH

ACID and chemical washes will cause discolouration and/or rusting on the stainless steel HIDE components. Acid or chemical contact will void the HIDE warranty.

All HIDE Products are protected by International Patent Applications



Marble & Ceramic Corp

Sydney:

33-35 Green Street, Banksmeadow NSW 2019
Tel: (02) 9666 3800

Melbourne:

2/1667-1669 Centre Road, Springvale VIC 3171
Tel: (03) 9558 4000